

Through and Ground Conductor Terminal Block TOPJOB® S; with Push-Button 10 (16) mm²; 2210 Series


Technical Data

0,5 ... 10 (16) mm² ① | 20 ... 6 AWG

800 V/8 kV/3 ②

I_N 57 A (76 A)

Terminal block width: 10 mm / 0.394 inch

 17 ... 19 mm / 0.67 ... 0.91 inch



Technical Data

0,5 ... 10 (16) mm² ① | 20 ... 6 AWG



800 V/8 kV/3 ②

I_N 57 A (76 A)



Terminal block width: 10 mm / 0.394 inch

 17 ... 19 mm / 0.67 ... 0.91 inch

2-conductor through terminal block; with push-button

Color	Item No.	Pack. Unit
 gray	2210-1201	25
 blue	2210-1204 ③	25

3-conductor through terminal block; with push-button

Color	Item No.	Pack. Unit
 gray	2210-1301	25
 blue	2210-1304 ③	25

2-conductor ground terminal block; with push-button

 green-yellow	2210-1207	25
--	-----------	----

3-conductor ground terminal block; with push-button

 green-yellow	2210-1307	25
--	-----------	----

Accessories; item-specific

End and intermediate plate; 1 mm thick

 orange	2010-1292	100 (25)
 gray	2010-1291	100 (25)

Accessories; item-specific

End and intermediate plate; 1 mm thick

 orange	2010-1392	100 (25)
 gray	2010-1391	100 (25)

Accessories; 2210 Series

Appropriate marking systems: WMB/WMB Inline/Marking strips


Push-in type jumper bar; insulated; I_N 57 A; light gray

 2-way	2010-402	25
 3-way	2010-403	25
 4-way	2010-404	25
 5-way	2010-405	25

Push-in type jumper bar; insulated; I_N 57 A; light gray

 1 to 3	2010-433	25
 1 to 4	2010-434	25
 1 to 5	2010-435	25

Star point jumper; insulated; I_N = I_N terminal block; light gray

 1-3-5	2010-405/011-000	25
---	------------------	----


Finger guard; touch-proof cover protects unused conductor entries

 yellow	2010-100	100 (25)
--	----------	----------

Modular connector; snaps together; for jumper contact slot

 gray	2010-511	50 (25)
--	----------	---------


Test plug adapter; for 4 mm Ø test plug

 gray	2009-174	100 (25)
--	----------	----------

Marking strip; plain; 11 mm wide; 50 m reel

 white	2009-110	1
---	----------	---

WMB marking card; white; 10 strips with 10 markers/card; 5 ... 5.2 mm stretchable

 plain	793-5501	5
---	----------	---

① Conductor range: 0.5 ... 16 mm² "s+f-st"; Push-in termination: 4 ... 16 mm² "s" and 4 ... 10 mm² "insulated ferrules; 18 mm"
Depending on the conductor characteristic, a conductor with a smaller cross section can also be inserted via push-in termination.

② 800 V = rated voltage
8 kV = rated impulse voltage
3 = pollution degree
(see Section 14)

③ Terminal blocks with a blue insulated housing are suitable for Ex i applications.

Please observe the application notes:
Jumpers, from page 155
Testing accessories, from page 148
Marking, from page 588

Approvals and corresponding ratings, visit www.wago.com